neoStat Series

Model: neoStat-HC1



Set Heat Temperature Range	5-35°C, 41-95°F	Frost Protection (7°C - 17°C)	Y
Set Cool Temperature Range	18-35°C, 64-95°F	Mesh Networking Facility	Y
White Back Lit Screen	Y	°C / °F Option	Y
Non-Programmable Mode	Y	Built In Air Sensor	Y
5/2 Day Programming Mode	Y	Remote Air Sensing Mode	N
7 Day Programming Mode	Y	Remote Floor Sensing Mode	N
24 Hour Mode	Y	Cooling	Y
Number of Heating/Cooling Levels	4	Deadband	2ºC - 10ºC
Optimum Start (Heating Only)	Y	Approach Sensor	Y
Holiday Function	Y	Max Switching Current	3A
Keylock Function	Y	Accuracy +/-	1°C
Temperature Hold Function	Y	Adjustable Switching Differential	1°C - 3°C
Temperature Override	Y	**Supply**	**230V AC**
Temperature Override Limit	Y	**Installed Dimensions**	**85x85x13mm (L,H,D)**
Output Delay	Y	**Weight**	**149g**

Feature Menu

FEATURE	DESCRIPTION	SETTING
01	Pairing	Used to add zone to the neoHub
02	Switching Differential	00 = 0.5°C, 02 = 2.0°C 01 = 1.0°C (Default), 03 = 3.0°C
03	Frost Protection Temperature	07° - 17°C (12°C = Default)
04	Output Delay	00 - 15 Minutes (00 = Default)
05	Up/Down Temperature Limit	00° - 10°C (00 = Default)
06	Optimum Start	00 - 05 Hours (00 = Default)
07	Rate of Change	Minutes to raise by 1°C
08	Program Mode	00= Non-Programmable, 01 = Weekday/Weekend (Default), 02 = 7 Day Programming, 03 = 24 Hour Mode

FEATURE	DESCRIPTION	SETTING
09	Temperature Format	00 = °C, 01 = °F (00 = Default)
10	System Type	01 = 2 Pipe System, Selectable Heat or Cool only. 02 = 2 Pipe System, Cool only. 03 = 2 Pipe System Heat & Cool (fans for Cool only). 04 = 4 Pipe System Heat, Cool & Auto. 05 = 2 Pipe System Cooling & 2 Stage Heating.
11	Deadband	2 to 10ºC
12	Constant Fan	00 = Off (Default) 01 = On
13	Cool Air Proof	00 = Disabled (Default) 05, 10, 15, 30, 60, 90 seconds
14	Valve Cycling	00 = Default, no Action 11 = 5 mins after 1 week delay, once per week. 12 = 5 mins after 2 week's delay, once per week. 13 = 5 mins after 4 week's delay, once per week. 21 = 5 mins after 1 month's delay, once per month. 22 = 5 mins after 1 month's delay, twice per month. 23 = 5 mins after 1 month's delay, 4 times per month.

Product Dimensions (mm) & Wiring Specification

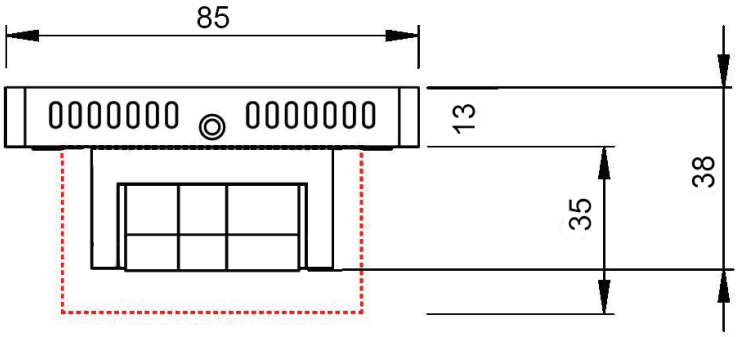

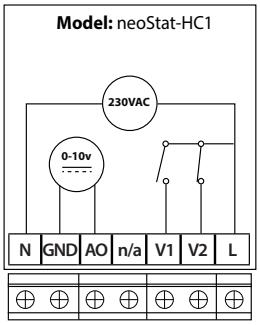

Wiring Detail

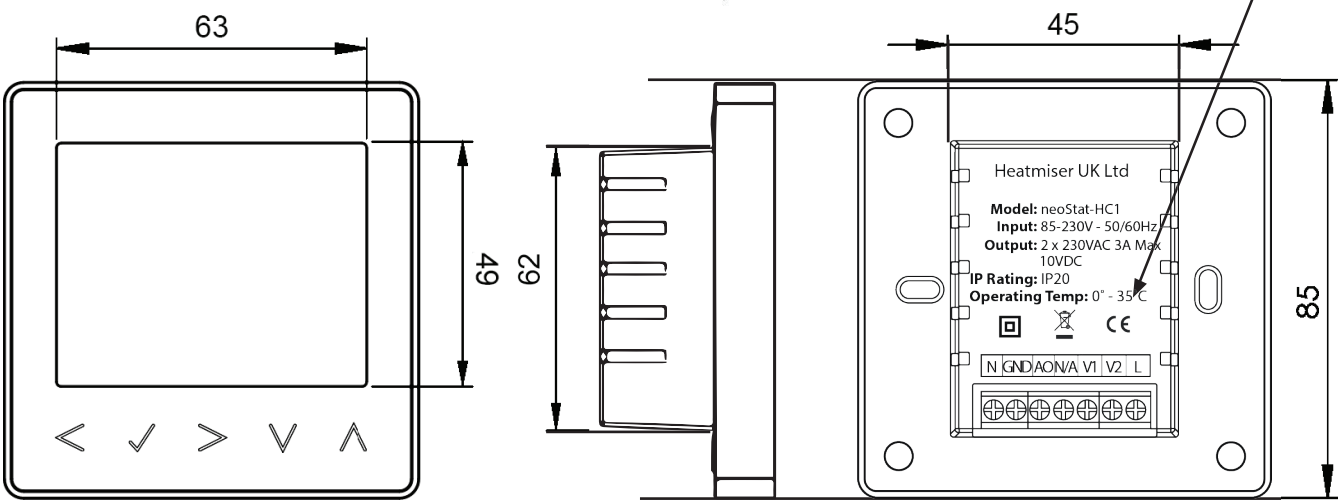

heatmiser

Heatmiser UK Ltd
1 - 5 Hurstwood Court, Mercer Way,
Shadsworth Business Park, Blackburn,
Lancashire. BB1 2QU, England
Registered in England: 3747773

tel. 01254 669090
fax. 01254 669091
email. sales@heatmiser.com
web. www.heatmiser.com
WEEE Registration Number: WEE/GF0052TQ